

Central Gulf of Alaska Rockfish Program -- 2015



Julie Bonney
Alaska Groundfish Data Bank

Rockfish Program (RP)

- Implemented beginning May 1, 2012
- 2015 Season: May 1 – November 15
- Fourth year of New Rockfish Program
- Program sunsets November 2021

Cooperative Fishery Allocations



- **Primary Species:**
 - Pacific Ocean Perch
 - Northern Rockfish
 - Dusky Rockfish
- **Secondary Species:**
 - Sablefish
 - Pacific cod
 - Thornyhead Rockfish
- **Bycatch Cap for Halibut Mortality**

Cooperative Fishery Allocations

1. Qualified vessel can join any Kodiak processor co-op and change co-ops annually
2. Cooperative members bring their catch history (associated with their LLP) to the co-op (qualifying years 2000–2006)
3. Allocations are made to the Co-op, not to the individual
4. RPP Trawl entry level participants graduated into main program (starting 2012)

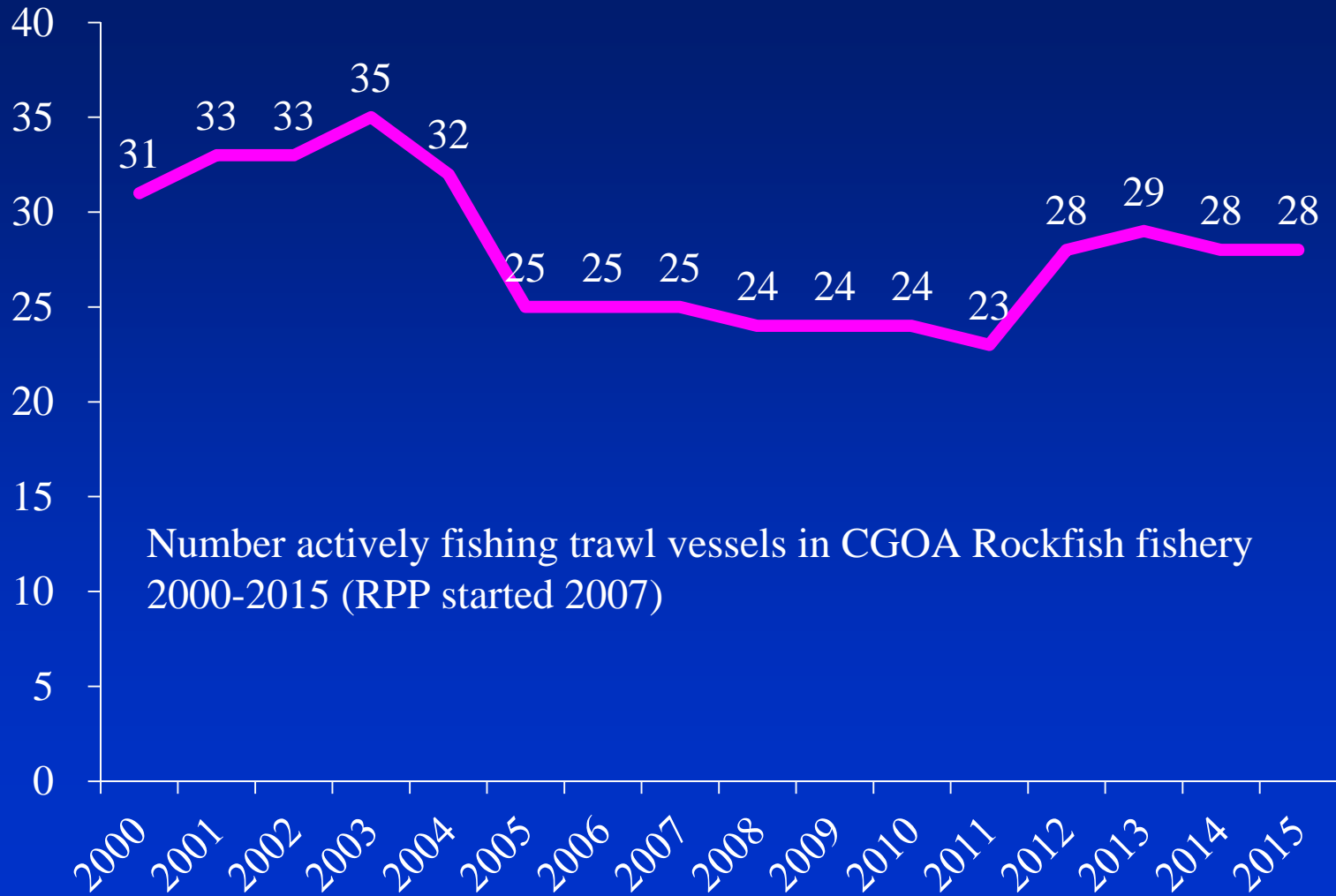


Kodiak Trawlers accept the Cooperative Fishery idea



	CV Co-ops		Limited Access	Entry Level	
	Participating LLPs	# vessels that fished	Catcher Vessels	Trawl	Fixed Gear
2007	44	25	3	2	1
2008	45	24	2	4	1
2009	45	24	2	3	1
2010	46	24	1	5	1
2011	46	23	1	5	0
2012	46	28	na	na	0
2013	46	29	na	na	0
2014	46	28	na	na	0
2015	46	28	na	na	0

No Consolidation



Community/Social Measures and Monitoring

1. **Port Landing Requirement**. May only form a cooperative with other CVs with an association with any shoreside processor located within the geographic boundaries of the City of Kodiak. Maintains historical landing pattern to Kodiak.
2. **Transfers**: C/P may transfer to C/P or CV. CV may transfer to CV only (keeps onshore fish onshore with the potential to increase onshore landings by transfers from CP sector)
3. **Ownership cap**: 4% ownership cap of QS assigned to the CV sector.
4. **Co-op cap**: CV cooperative may not hold or use more than 30% QS assigned to CV sector.
5. **Processor cap**: Processors may not receive or process more than 30% CQ issued to CV sector (rockfish primary species, Pacific cod, and sablefish). Protects Kodiak processors.
6. **Vessel harvest cap**: A vessel may not harvest more than 8% primary rockfish CQ issued to the CV sector. Prevents consolidation and encourages active vessel participation.
7. **Entry Level**: New program has entry level for longline and jig gear only - may deliver to any shoreside processing facility in the GOA. Initial allocation with stair step provisions. Allows for new fixed gear entrants into the rockfish fishery.
8. **Limited Duration**: Program sunsets in 10 years (2021).
9. **Cost Recovery Fee**: Maximum of 3% of the ex-vessel value of rockfish primary and secondary species paid to NMFS annually paid by the vessel.
10. **Observer Coverage**: 100% observer coverage paid by the vessel.

Goals of the RP Program

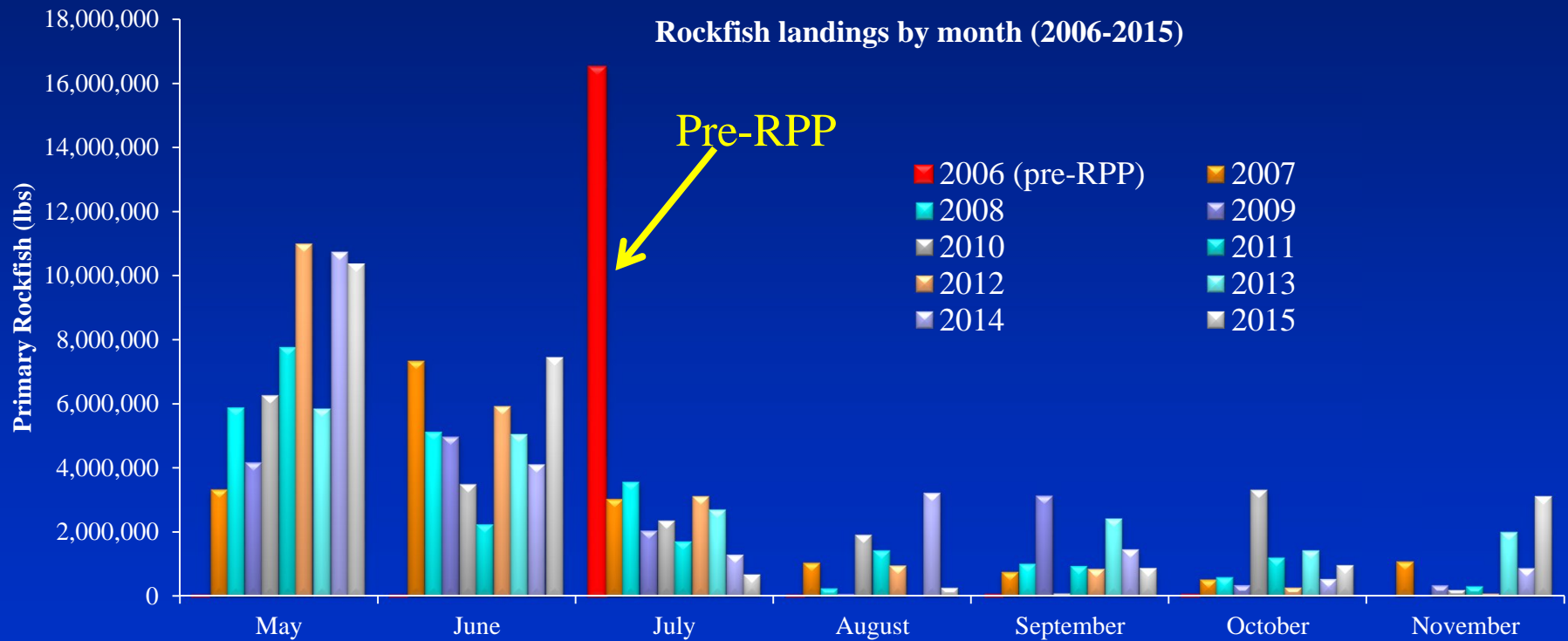
Economic benefits to Kodiak

- ✓ Stabilize the residential processing work force by filling times of year with low processing volumes – particular **May and June**
- ✓ Remove the processing conflict with salmon
- ✓ Bring more fish on shore
- ✓ Slow the fishery so more valuable products can be produced

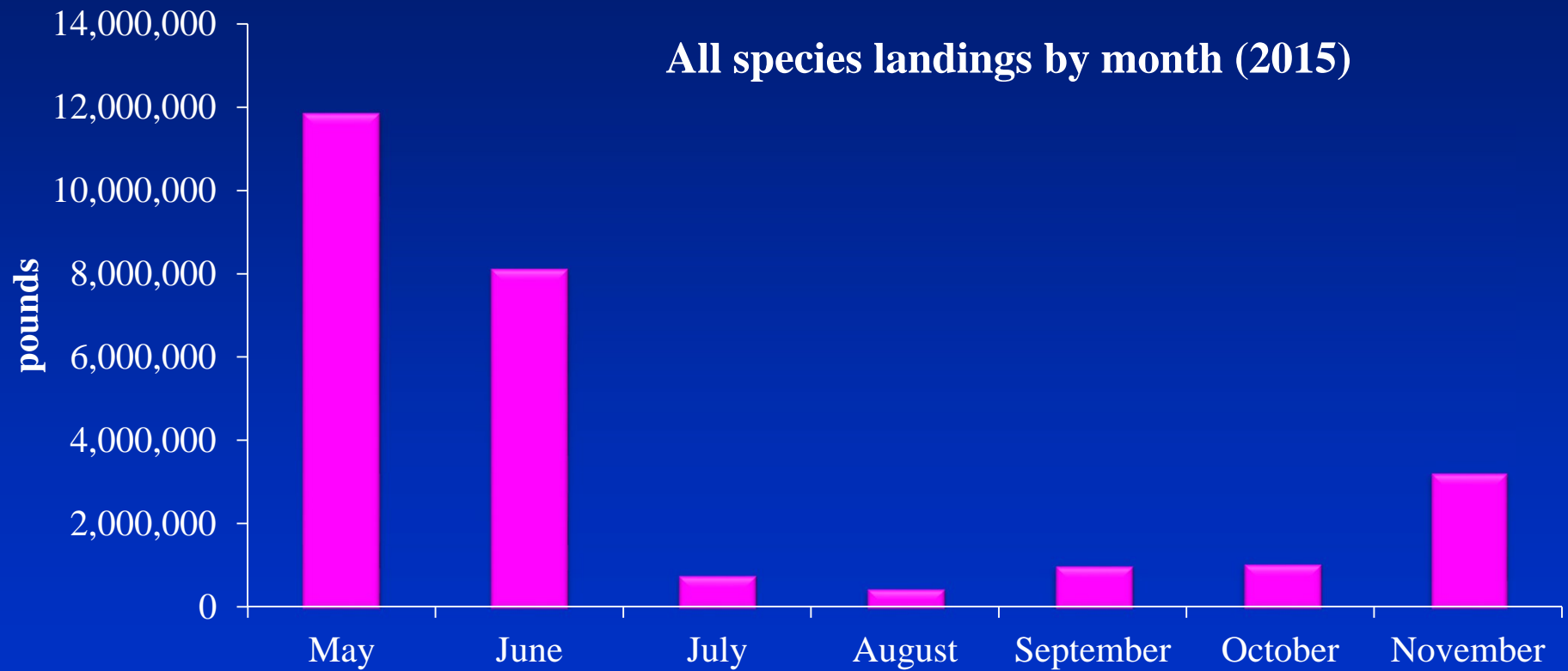


APS Processing sorting crew

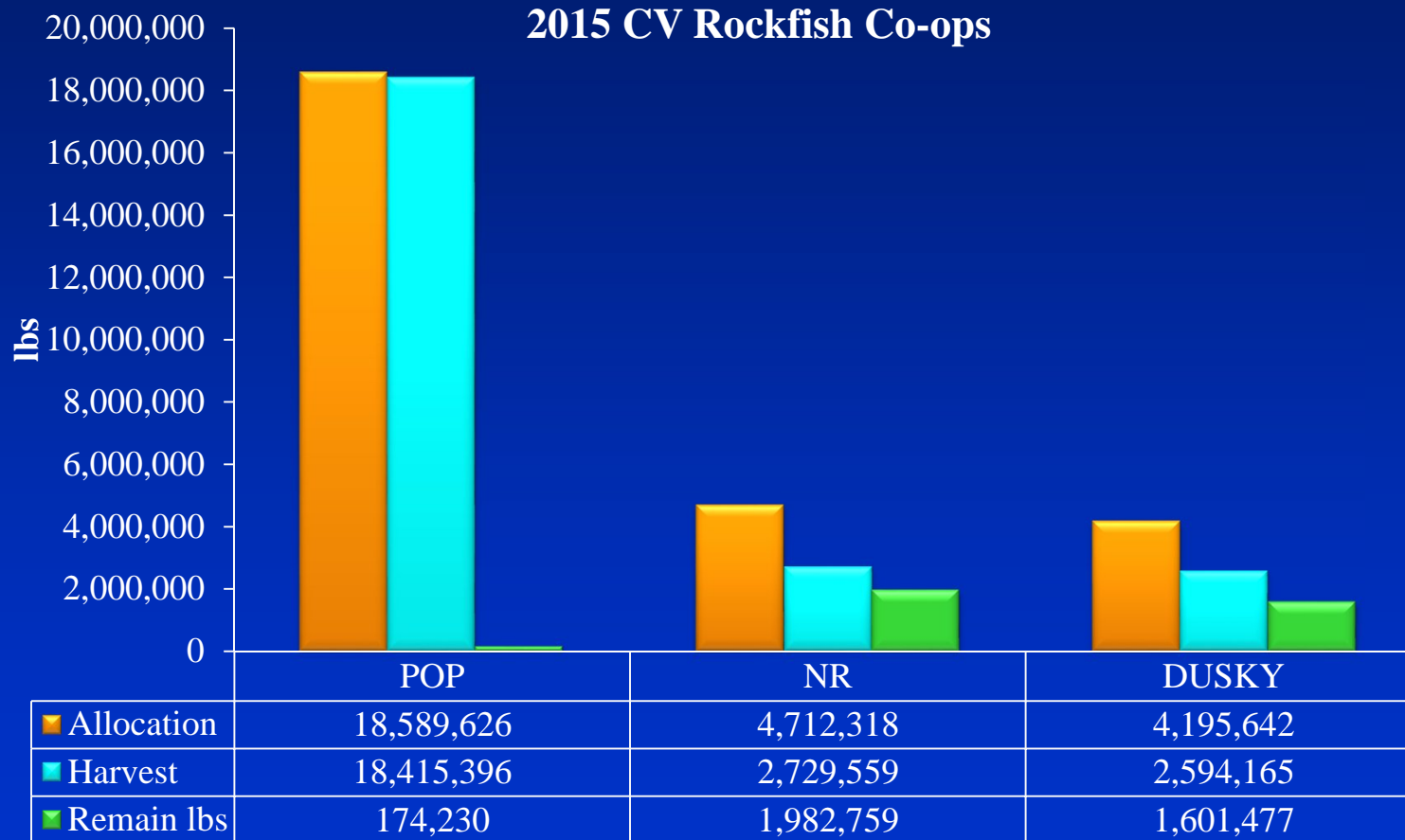
Spread out rockfish landings and remove conflict with salmon: Prior to RPP (2006), Rockfish landings occurred only in July.



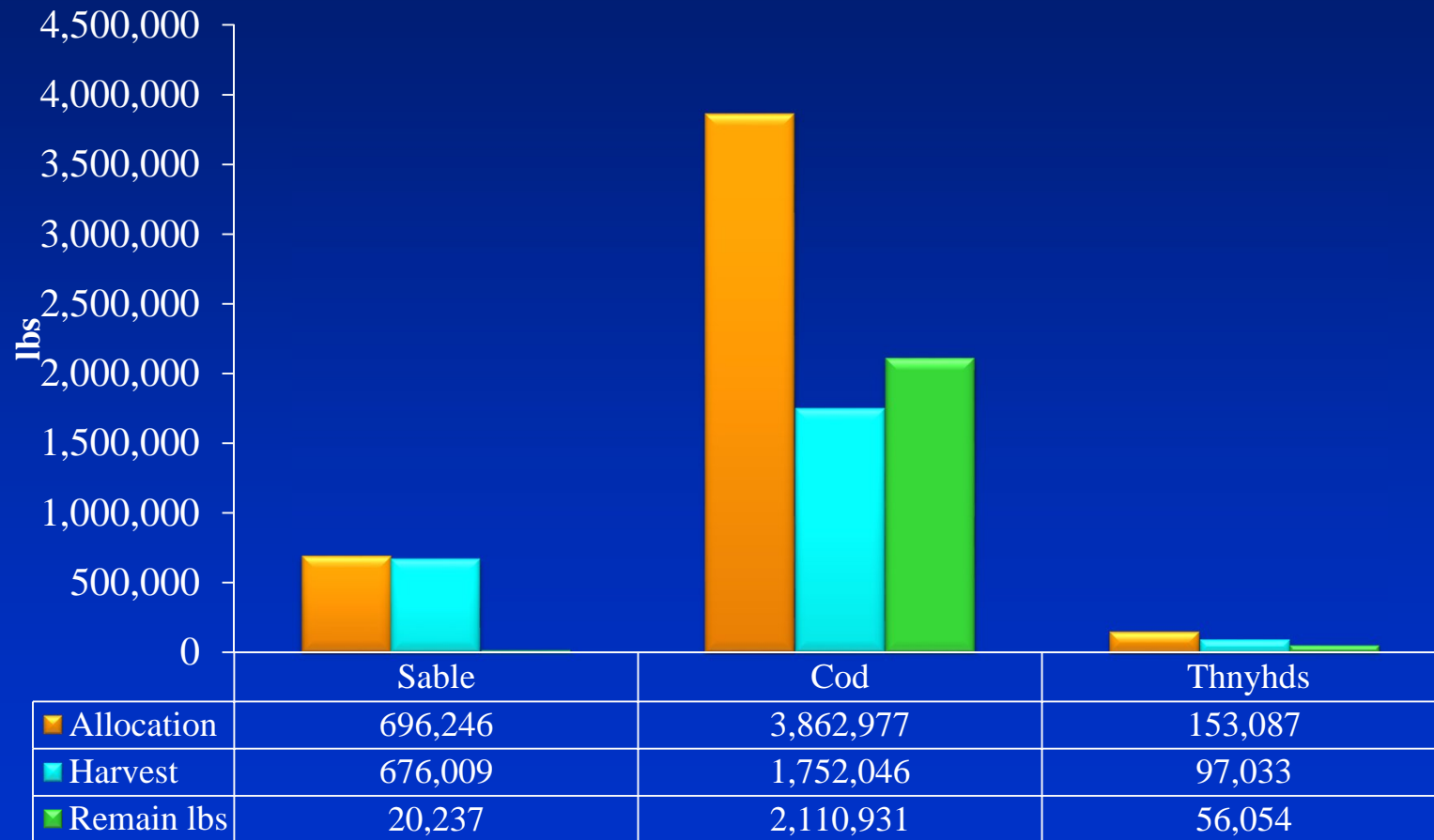
Landings by Month – 2015 (all Species)



2015 CV Rockfish Co-ops

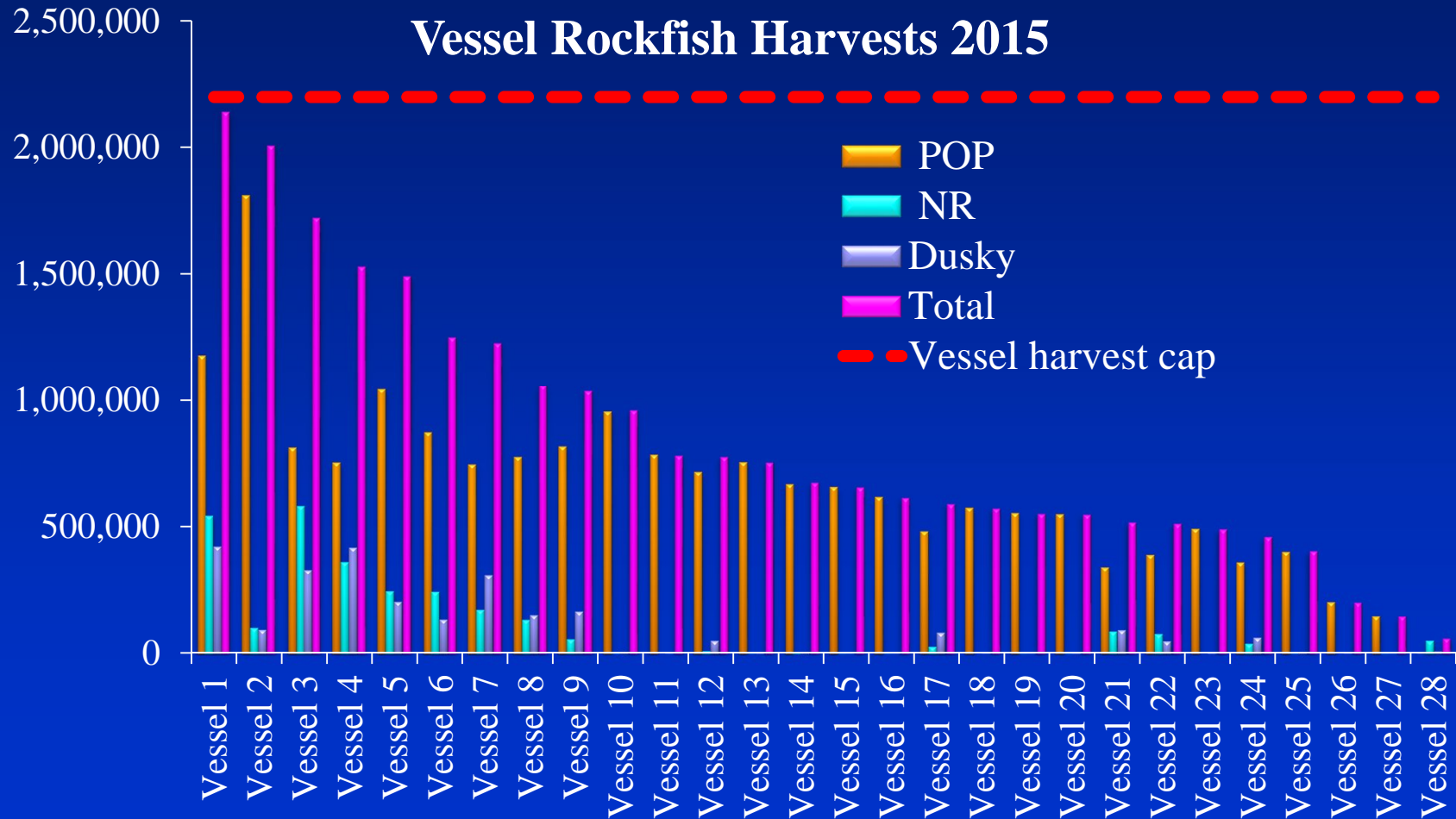


2015 CV Rockfish Co-ops: Secondary Species



8% Vessel Rockfish harvest cap (2,199,807 lbs in 2015)

Vessels good at catching Northernns and Duskies more likely to approach cap



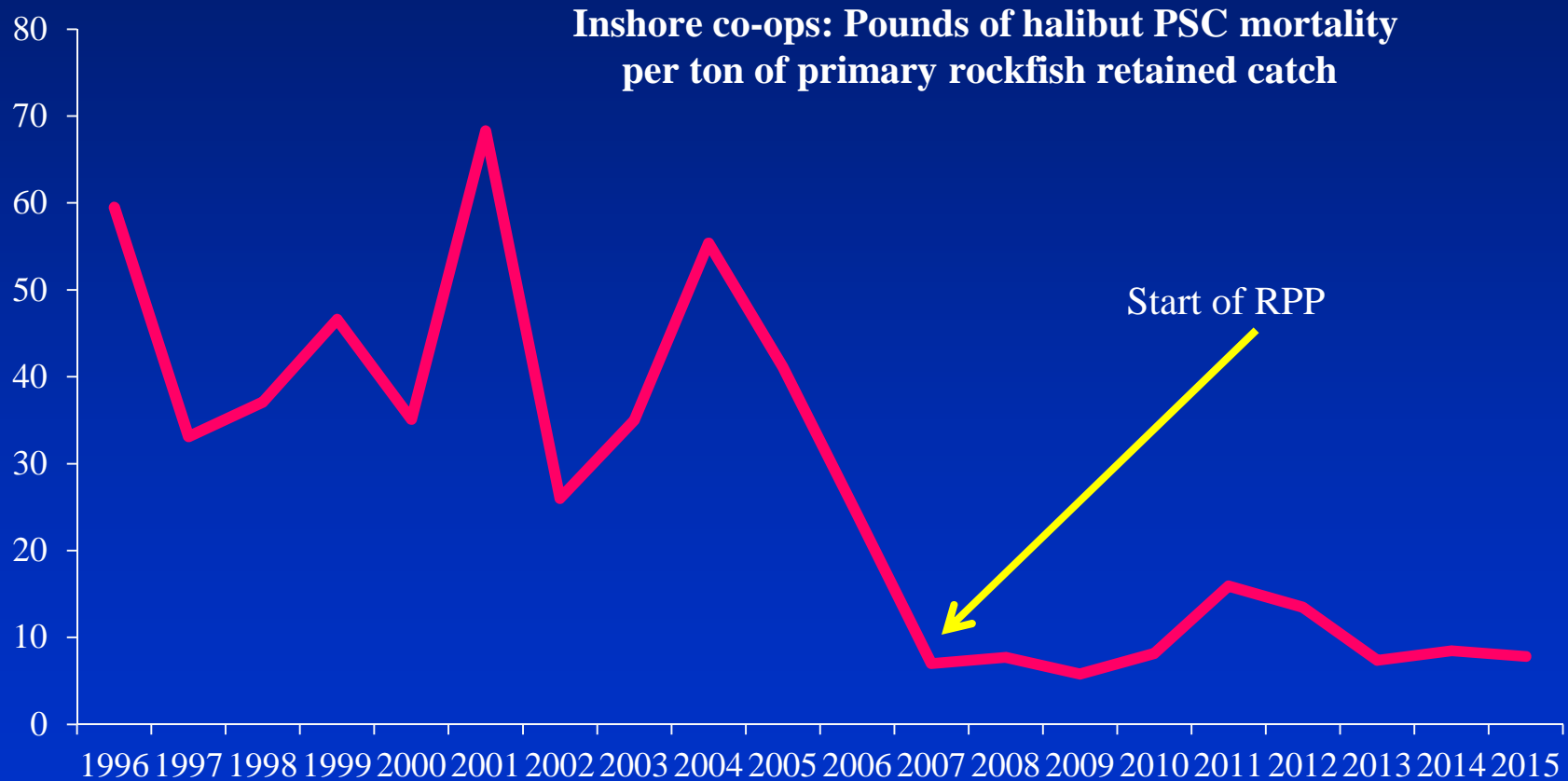


Conservation Goals of Contracts: Halibut Bycatch

- Sets acceptable Halibut bycatch rates by target fishery
 - Rates set on what vessel operators thought was achievable
 - Rates assured all cooperative quotas could be harvested
 - Individual accountability: if a vessel exceeds halibut standards, they must stop fishing until the vessel's fishing practices can be assessed.
- RP rewards system allows 55% of the halibut savings to be rolled over to the limited access trawl fisheries (compared to 100% in the RPP). This allowed for additional groundfish catches in November and December.



✓ GOAL: Reduce Halibut Bycatch



Rockfish Program Halibut Bycatch

- Halibut Allocation to the RP: Reduced allocation to 87.5% of historical usage – A “pre-tax” of 12.5% (27 mt).
- Rollover tax: 55% of the halibut saving can be rolled to the fall flatfish fisheries; a 45% tax rate is incurred on any savings.
- In 2015, 43 mt of the rollover halibut was lost for a total savings of 70 mt – not for use in any fishery.

Rockfish Program Chinook Salmon Bycatch

- Amendment 97 became effective January 1, 2015
- Placed a hard cap of 1,200 fish on the CV rockfish program sector
- Allows rollover of all but 150 chinook on October 1st of unused Chinook cap to support the CV fall cod/flatfish fisheries.

2015 Chinook salmon bycatch avoidance and hot spot reporting:

- “Slow start” to test fishing grounds – each co-op allowed only 1 or 2 vessels fishing at one time at the start of the fishery
- Individual vessel Chinook salmon bycatch standards – enforced by FT counts
- Chinook salmon hotspot reporting
- The Co-op avoidance plan assumes that controlling individual vessel behavior via fish ticket counts will keep the co-op under the sectors Chinook Cap

2015 Chinook Salmon Bycatch Performance

- 1,802 Chinook caught
- The new 1,200 fish cap was exceeded by 602 fish at the end of the season (season ended before closure could be issued)
- NMFS estimate based on at-sea basket samples
- The 1,802 Chinook bycatch estimate was based on 5 trips

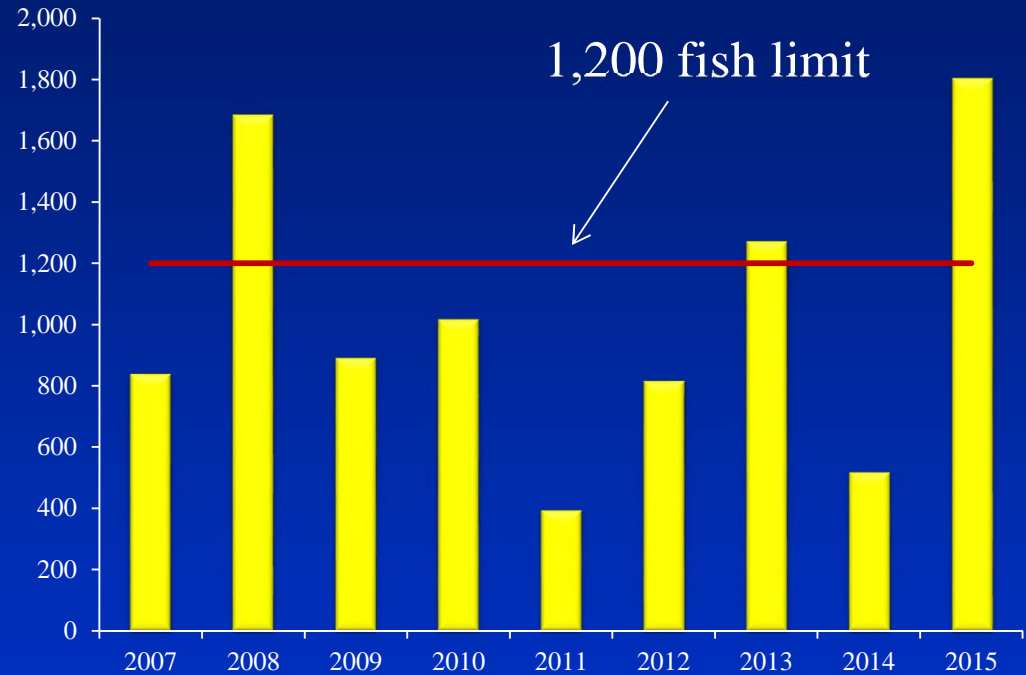
Trip	Date	No. Chinook in Obs. samples	Extrapolated No. Chinook	No. Chinook On fish ticket
Trip 1	22-May	4	302	17
Trip 2	26-May	3	271	16
Trip 3	18-May	1	111	7
Trip 4	17-Jun	1	91	8
Trip 5	7-Nov	1	129	8
Trip 6	10-Nov	1	881	33
Total		11	1,784	89

- Fish ticket count for 2015 was 641 Chinook.

Note: The Chinook estimate as of December 15th (when final reports were submitted to NMFS) was 1,784 Chinook. This estimate increased to 1,802 Chinook in late Dec. 2015 or early Jan. 2016 likely due to observer data being revised during debriefing.

Historical CV Chinook PSC catch

Year	Chinook (no.)	Rockfish Harvest (mt)	Rate (Chinook k/mt)
2007	840	7,748	0.108
2008	1,683	7,440	0.226
2009	892	6,874	0.130
2010	1,017	7,992	0.127
2011	396	7,071	0.056
2012	817	10,067	0.081
2013	1,271	8,820	0.144
2014	520	10,100	0.051
2015	1,802	10,768	0.167
Average	1,026	8,542	0.120



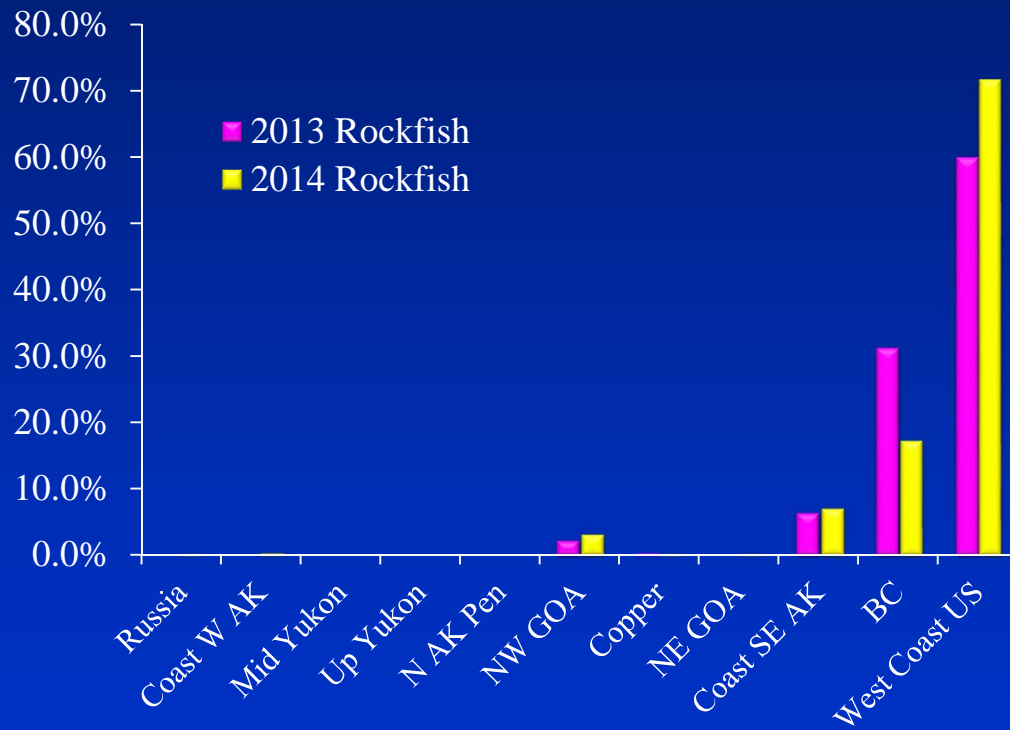
Source: Steve Whitney, NMFS

Cooperative Research: Rockfish Genetics



- As in 2013 and 2014, the shoreside co-ops partnered with the North Pacific Groundfish Observer Program, NMFS Alaska Region and NMFS Genetics Lab in Auke Bay to collect tissue samples and biological data from all Chinook landed in the 2015 shoreside rockfish fishery for Stock of Origin analysis. **99.5% of the landed salmon were sampled in 2015** (638 fish).
- All Chinook were examined for the presence or absence of adipose fin clips and Coded Wire Tags (CWT). This will allow for an estimation of Chinook bycatch that originate from hatcheries
- Project funded by the North Pacific Fisheries Research Foundation
- Preliminary data analysis by Auke Bay Lab available April 2017.
- Project will continue in 2016.

Cooperative Research: Rockfish Genetics 2013-14 Stock of Origin Results (Auke Bay)



	2013	2014
No. Samples:	2,070	398
Russia	0.0%	0.1%
Coast W AK	0.0%	0.3%
Mid Yukon	0.0%	0.0%
Up Yukon	0.0%	0.0%
N AK Pen	0.0%	0.0%
NW GOA	2.2%	3.2%
Copper	0.3%	0.1%
NE GOA	0.0%	0.1%
Coast SE AK	6.4%	7.1%
BC	31.3%	17.4%
West Coast US	59.9%	71.7%
SE, BC, WC total	97.6%	96.2%
Total	100.0%	100.0%

2015 results expected April 2017