

Appendix 2: Dirty 20 list appearances

Number of times each vessel was on a 2016 chum weekly dirty 20 list. Includes only AFA vessels that fished during the 2016 B season.

Vessel	N times on dirty 20 list	N weeks fishing	Vessel	N times on dirty 20 list	N weeks fishing	Vessel	N times on dirty 20 list	N weeks fishing
Alaska Ocean	3	12	Destination	3	12	Ocean Rover	3	10
Alaska Rose	2	13	Dominator	2	10	Oceanic	6	9
Alaskan Defender	0	11	Elizabeth F	1	4	Pacific Challenger	4	9
Aldebaran	2	13	Excalibur II	0	5	Pacific Explorer	2	11
Aleutian Challenger	4	9	Fierce Allegiance	0	7	Pacific Fury	8	14
Alsea	2	9	Gladiator	2	12	Pacific Glacier	3	16
American Beauty	1	4	Gold Rush	0	7	Pacific Prince	3	12
American Dynasty	5	14	Golden Dawn	0	13	Pacific Viking	2	9
American Eagle	0	10	Golden Pisces	2	17	Patricia L	2	13
American Triumph	8	13	Great Pacific	1	12	Peggy Jo	1	2
Anita J	3	12	Half Moon Bay	2	10	Progress	0	10
Arctic Explorer	1	11	Hickory Wind	1	11	Royal American	1	11
Arctic Fjord	5	14	Island Enterprise	4	14	Royal Atlantic	2	12
Arctic Ram	1	8	Kodiak Enterprise	3	13	Sea Wolf	2	12
Arctic Storm	4	10	Leslie Lee	1	11	Seadawn	2	10
Arctic Wind	0	6	Majesty	3	13	Seattle Enterprise	5	16
Arcturus	0	13	Marcy J	1	4	Seeker	2	13
Argosy	0	8	Margaret Lyn	6	13	Sovereignty	1	12
Auriga	3	11	Mark I	4	7	Starbound	0	11
Aurora	3	10	Misty Dawn	8	13	Starfish	0	10
Bering Defender	2	15	Morning Star	4	14	Starlite	4	9
Bering Rose	2	13	Nordic Fury	2	10	Starward	3	10
Bristol Explorer	0	14	Nordic Star	0	9	Storm Petrel	2	12
Caitlin Ann	4	14	Northern Eagle	3	12	Traveler	0	7
Cape Kiwanda	1	6	Northern Hawk	1	10	Vanguard	1	7
Chelsea K	7	14	Northern Jaeger	5	11	Vesteraalen	4	6
Collier Brothers	0	3	Northern Patriot	1	13	Viking	2	14
Columbia	1	10	Ocean Explorer	0	12	Viking Explorer	1	10
Commodore	1	13	Ocean Hope 3	1	7	Walter N	0	5
Defender	0	2	Ocean Leader	3	11	Western Dawn	4	10
						Westward I	2	15

Appendix 3. Chum closures, 2011 - 2016

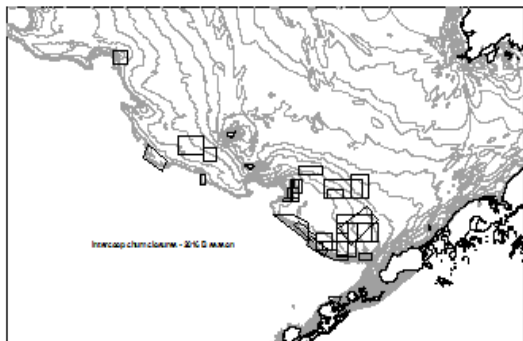


Figure 2a. 2016 Chum closures areas (64 closures)

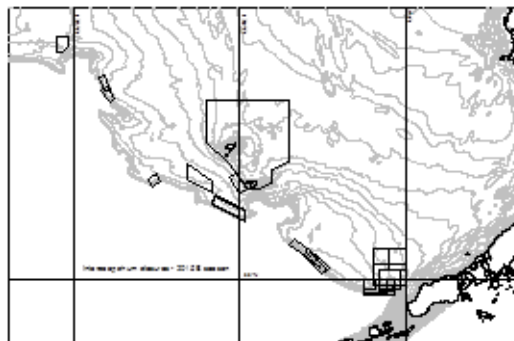


Figure 2b. 2015 Chum closures areas (62 closures),

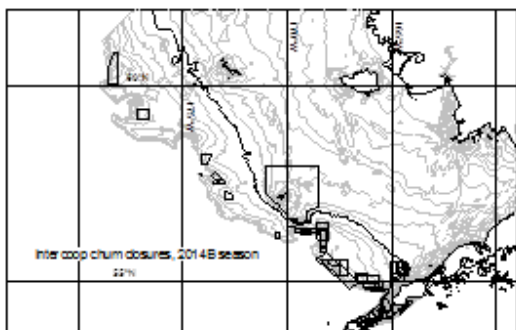


Figure 2c. 2014 Chum closures areas (63 closures),
55-fm contour in bold, 217,572 chums taken

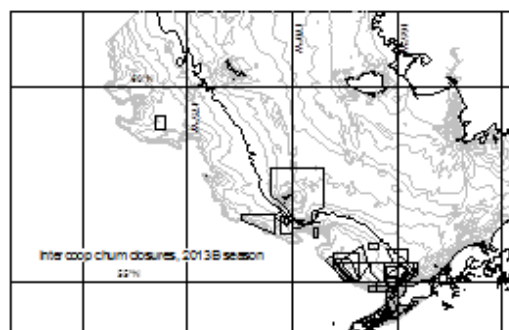


Figure 2d 2013 Chum closures areas (52
closures), 55-fm contour in bold, 124,661
chums taken

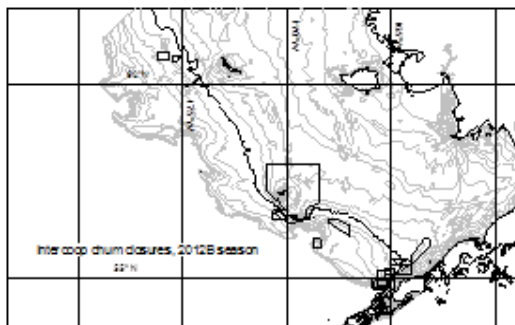


Figure 2e. 2012 Chum closures areas (32 closures),
55-fm contour in bold, 22,149 chums taken

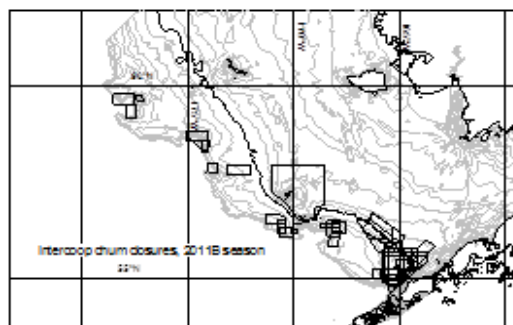


Figure 2f. 2011 Chum closures areas (70 closures), 55-
fm contour in bold, 191,517 chums taken